

Client \_\_\_\_\_

Adresse de  
 livraison \_\_\_\_\_

Référence chantier \_\_\_\_\_

Référence devis \_\_\_\_\_

Date \_\_\_\_/\_\_\_\_/\_\_\_\_

Date souhaitée SEMAINE \_\_\_\_\_

**gamme**

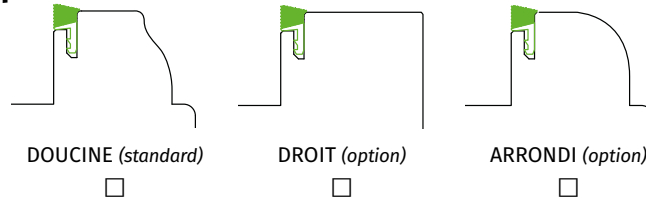
- 68 mm (standard)
- 80 mm
- 90 mm
- 100 mm

**essences**

- pin sylvestre
- méréanti
- mélèze
- chêne

**RAL alu** \_\_\_\_\_

**profil bois ouvrant**



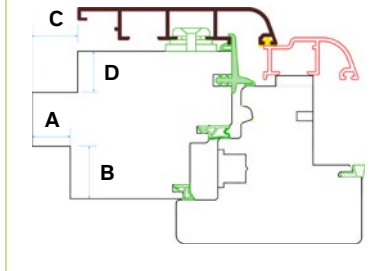
**profilés aluminium ouvrants et dormants**



**feuillure dormant**

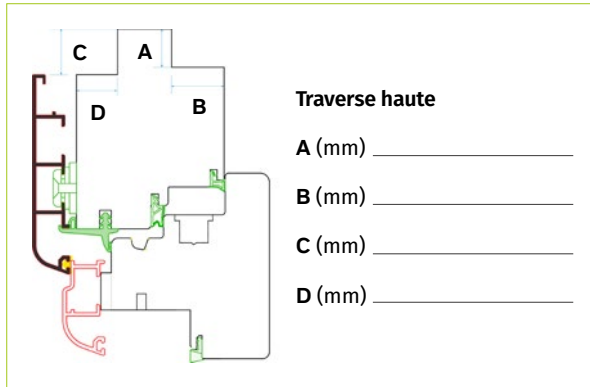
**Montant gauche**

- A (mm) \_\_\_\_\_
- B (mm) \_\_\_\_\_
- C (mm) \_\_\_\_\_
- D (mm) \_\_\_\_\_



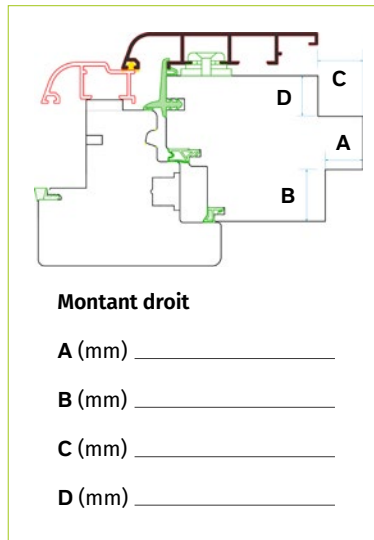
**Traverse haute**

- A (mm) \_\_\_\_\_
- B (mm) \_\_\_\_\_
- C (mm) \_\_\_\_\_
- D (mm) \_\_\_\_\_



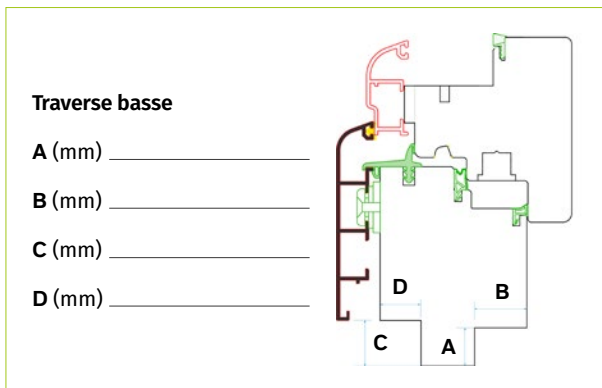
**Montant droit**

- A (mm) \_\_\_\_\_
- B (mm) \_\_\_\_\_
- C (mm) \_\_\_\_\_
- D (mm) \_\_\_\_\_



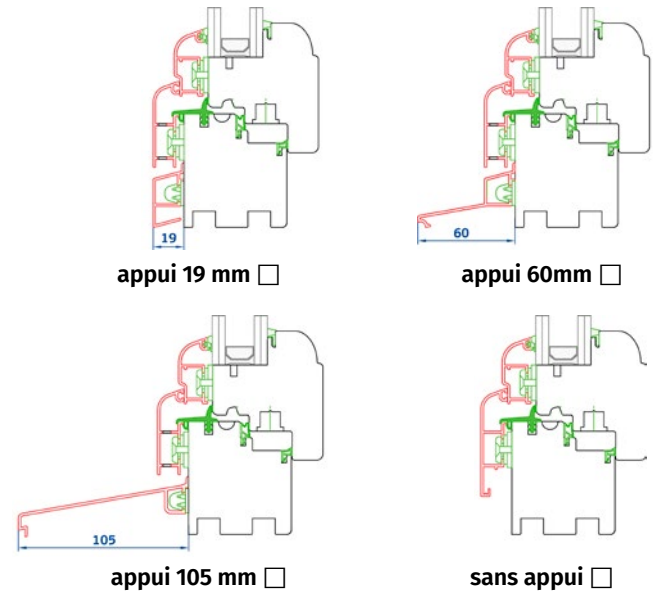
**Traverse basse**

- A (mm) \_\_\_\_\_
- B (mm) \_\_\_\_\_
- C (mm) \_\_\_\_\_
- D (mm) \_\_\_\_\_

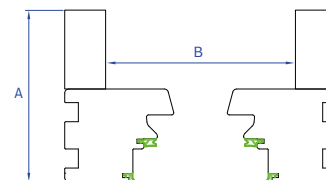


sans feuillure (standard)

**appuis aluminium**



**tapées isolation  
 tapées volets roulants**



**tapées persiennes**

