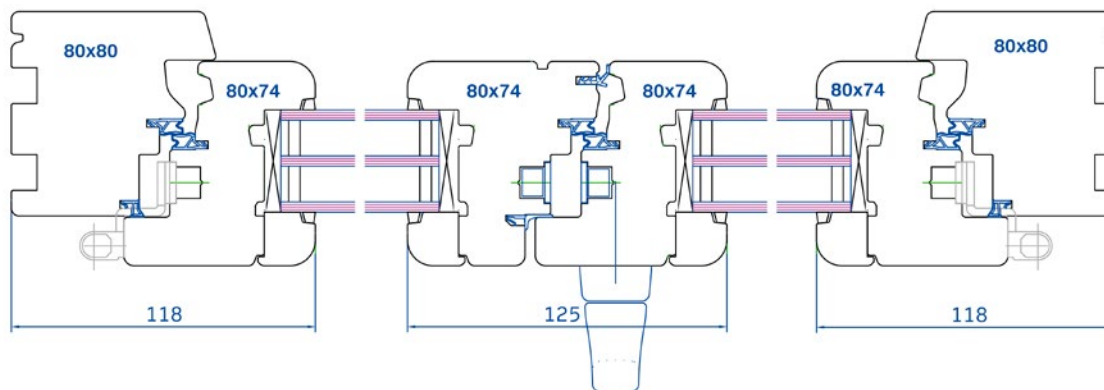
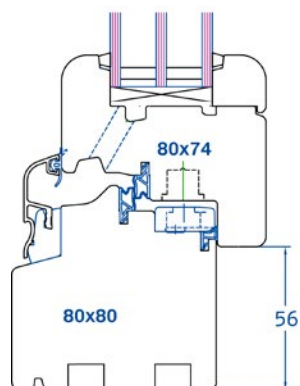
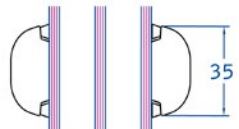
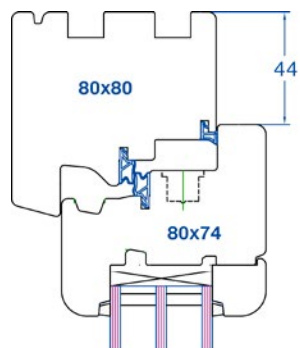



### PRIMA 80 mm

#### Jet d'eau aluminium



<b>Etanchéité</b>	AC4 - VCA - E7A
<b>Thermique</b>	Vitrage : Ug=0.6 W/m2K Menuiserie : Uw=0.99W/m2K (sur résineux)
<b>Essences</b>	Méranti Pin sylvestre Mélèze Chêne européen
<b>Dormant</b>	Section 80 x 80 mm Bois à structure lamellé collé
<b>Ouvrant</b>	Section 75 x 80 mm Bois à structure lamellé collé Joint EPDM brun Triple joint
<b>Vitrage</b>	Triple vitrage Epaisseur 40 à 47 mm, 1 face FE, remplissage argon



<b>Finition</b>	Traitement IFH Prépeinture blanche Lasure (selon nuancier) Peinture (selon nuancier RAL) Finition BICOLORE
-----------------	------------------------------------------------------------------------------------------------------------------------